





















31 200m Butterfly Women Final





Official

☰ Entries
☰ Heats
📄 Summary
📄

Total
13 years
14 years
15 years
16 and older

Rank	Competitor	Age	Club	RT	PTS	Result
1	Percy Sadie	14	Pirates Swi...	0.85		2:34.41 -10.86 Entry: 2:45.27
	25m: 15.18	50m: 33.06 (17.88)	75m: 52.36 (19.30)			
	100m: 1:12.51 (20.15)	125m: 1:33.36 (20.85)	150m: 1:54.14 (20.78)			
	175m: 2:14.76 (20.62)	200m: 2:34.41 (19.65)				
2	Metcalfe Evie	14	Papamoia S...	0.72		2:36.92 -7.24 Entry: 2:44.16
	25m: 14.74	50m: 32.32 (17.58)	75m: 50.76 (18.44)			
	100m: 1:10.42 (19.66)	125m: 1:31.00 (20.58)	150m: 1:52.49 (21.49)			
	175m: 2:14.69 (22.20)	200m: 2:36.92 (22.23)				
3	Spencer Smith Evie	14	Selwyn Swi...	0.83		2:37.85 -12.36 Entry: 2:50.21
	25m: 15.85	50m: 34.77 (18.92)	75m: 53.54 (18.77)			
	100m: 1:13.14 (19.60)	125m: 1:33.20 (20.06)	150m: 1:54.33 (21.13)			
	175m: 2:15.55 (21.22)	200m: 2:37.85 (22.30)				
4	Welch Addison	15	St Paul's S...	0.76		2:41.65 -2.09 Entry: 2:43.74
	25m: 15.43	50m: 33.60 (18.17)	75m: 53.05 (19.45)			
	100m: 1:13.81 (20.76)	125m: 1:35.18 (21.37)	150m: 1:57.13 (21.95)			
	175m: 2:19.28 (22.15)	200m: 2:41.65 (22.37)				
5	Bryan Emma	14	Greymouth ...	0.66		2:44.55 -1.51 Entry: 2:46.06
	25m: 15.46	50m: 34.53 (19.07)	75m: 54.20 (19.67)			
	100m: 1:15.18 (20.98)	125m: 1:36.63 (21.45)	150m: 1:58.93 (22.30)			
	175m: 2:21.16 (22.23)	200m: 2:44.55 (23.39)				
6	Blackburn Cayleigh	16	Waterhole ...	0.79		2:45.15 +1.98 Entry: 2:43.17
	25m: 15.13	50m: 33.08 (17.95)	75m: 52.93 (19.85)			
	100m: 1:14.57 (21.64)	125m: 1:36.94 (22.37)	150m: 1:59.49 (22.55)			
	175m: 2:22.61 (23.12)	200m: 2:45.15 (22.54)				
7	Winn Ava	15	Roskill Swi...	0.66		2:47.73 -3.41 Entry: 2:51.14
	25m: 15.45	50m: 34.61 (19.16)	75m: 54.72 (20.11)			
	100m: 1:15.95 (21.23)	125m: 1:38.07 (22.12)	150m: 2:00.94 (22.87)			
	175m: 2:24.68 (23.74)	200m: 2:47.73 (23.05)				
8	Alderton Samantha	14	St Paul's S...	0.74		2:47.74 -5.68 Entry: 2:53.42
	25m: 16.85	50m: 37.08 (20.23)	75m: 57.98 (20.90)			
	100m: 1:19.51 (21.53)	125m: 1:40.75 (21.24)	150m: 2:03.35 (22.60)			
	175m: 2:25.53 (22.18)	200m: 2:47.74 (22.21)				
9	Watson Elliot	15	Ashburton ...	0.69		2:48.99 +3.74 Entry: 2:45.25
	25m: 16.12	50m: 35.08 (18.96)	75m: 55.08 (20.00)			

	100m: 1:16.43 (21.35) 175m: 2:24.99 (23.22)	125m: 1:38.54 (22.11) 200m: 2:48.99 (24.00)	150m: 2:01.77 (23.23)	
10	 Harrison Charlotte	15	 Porirua City... 0.80	2:52.10 -0.30 Entry: 2:52.40
	25m: 16.39 100m: 1:21.65 (23.41) 175m: 2:29.24 (21.53)	50m: 36.37 (19.98) 125m: 1:44.09 (22.44) 200m: 2:52.10 (22.86)	75m: 58.24 (21.87) 150m: 2:07.71 (23.62)	
11	 Daly Harriett	14	 Tasman Swi... 0.70	2:53.32 +8.40 Entry: 2:44.92
	25m: 16.02 100m: 1:20.19 (22.73) 175m: 2:31.82 (24.74)	50m: 35.62 (19.60) 125m: 1:43.89 (23.70) 200m: 2:53.32 (21.50)	75m: 57.46 (21.84) 150m: 2:07.08 (23.19)	
12	 Sugar Brynn	13	 Tasman Swi... 0.80	2:53.84 -21.35 Entry: 3:15.19
	25m: 16.91 100m: 1:23.27 (23.27) 175m: 2:31.63 (21.99)	50m: 37.53 (20.62) 125m: 1:46.30 (23.03) 200m: 2:53.84 (22.21)	75m: 1:00.00 (22.47) 150m: 2:09.64 (23.34)	
13	 Savry Melody	13	 North Cant... 0.72	2:57.36 -4.63 Entry: 3:01.99
	25m: 17.90 100m: 1:25.56 (23.57) 175m: 2:34.79 (22.25)	50m: 39.58 (21.68) 125m: 1:49.68 (24.12) 200m: 2:57.36 (22.57)	75m: 1:01.99 (22.41) 150m: 2:12.54 (22.86)	
14	 Windley Arliyah	14	 Palmerston ... 0.85	2:57.83 +10.26 Entry: 2:47.57
	25m: 16.32 100m: 1:19.70 (22.48) 175m: 2:33.50 (24.74)	50m: 35.83 (19.51) 125m: 1:43.85 (24.15) 200m: 2:57.83 (24.33)	75m: 57.22 (21.39) 150m: 2:08.76 (24.91)	
15	 Herbert Josie	13	 Swim Timaru 0.78	2:58.71 +3.68 Entry: 2:55.03
	25m: 16.80 100m: 1:23.15 (23.00) 175m: 2:35.73 (23.20)	50m: 37.64 (20.84) 125m: 1:46.92 (23.77) 200m: 2:58.71 (22.98)	75m: 1:00.15 (22.51) 150m: 2:12.53 (25.61)	
16	 Smith Billie	13	 Stratford FI... 0.66	2:59.90 -15.48 Entry: 3:15.38
	25m: 16.67 100m: 1:22.65 (23.14) 175m: 2:35.32 (24.13)	50m: 37.02 (20.35) 125m: 1:46.72 (24.07) 200m: 2:59.90 (24.58)	75m: 59.51 (22.49) 150m: 2:11.19 (24.47)	
17	 Thompson Brooke	15	 Swim Timaru 0.78	3:04.02 -6.63 Entry: 3:10.65
	25m: 17.55 100m: 1:26.22 (23.82) 175m: 2:38.79 (24.26)	50m: 39.82 (22.27) 125m: 1:49.75 (23.53) 200m: 3:04.02 (25.23)	75m: 1:02.40 (22.58) 150m: 2:14.53 (24.78)	
18	 McKernan Molly	14	 Ashburton ... 0.66	3:06.56 -2.37 Entry: 3:08.93
	25m: 16.18 100m: 1:23.59 (24.27) 175m: 2:41.08 (26.24)	50m: 36.79 (20.61) 125m: 1:48.34 (24.75) 200m: 3:06.56 (25.48)	75m: 59.32 (22.53) 150m: 2:14.84 (26.50)	
19	 Scoringe Elaina	13	 Manurewa ... 0.71	3:10.37 -2.76 Entry: 3:13.13
	25m: 17.65 100m: 1:25.79 (23.68) 175m: 2:44.00 (26.65)	50m: 39.34 (21.69) 125m: 1:50.64 (24.85) 200m: 3:10.37 (26.37)	75m: 1:02.11 (22.77) 150m: 2:17.35 (26.71)	

20	 Caviale-Delzescaux Lili	13	 Napier Aqu...	0.73	3:14.22 -4.50 Entry: 3:18.72
	25m: 17.18	50m: 38.34 (21.16)	75m: 1:01.26 (22.92)		
	100m: 1:25.50 (24.24)	125m: 1:50.82 (25.32)	150m: 2:18.25 (27.43)		
	175m: 2:45.91 (27.66)	200m: 3:14.22 (28.31)			
21	 Stewart Symi	13	 Swim Rotorua	0.65	3:14.24 +4.85 Entry: 3:09.39
	25m: 16.51	50m: 37.18 (20.67)	75m: 1:01.33 (24.15)		
	100m: 1:28.05 (26.72)	125m: 1:55.03 (26.98)	150m: 2:22.09 (27.06)		
	175m: 2:49.35 (27.26)	200m: 3:14.24 (24.89)			